

Program Updates

As of March 18, 2024:

- The Division has paid \$22,957,092.68 in reimbursements to grantees for completed work
 - 275 Requests for Payment processed by Division
- Completed Work:
 - 3.1 million LF of stream debris removal reimbursed
 - Out of 4.9 million LF of planned work
 - 687 beaver dams removed
 - 29 PL-566 watershed structure repairs completed
- 36 contracts completed and closed out
- Next Deadline:
 - 1st Quarter Report due April 30, 2024 (covering January – March, 2024)

Before

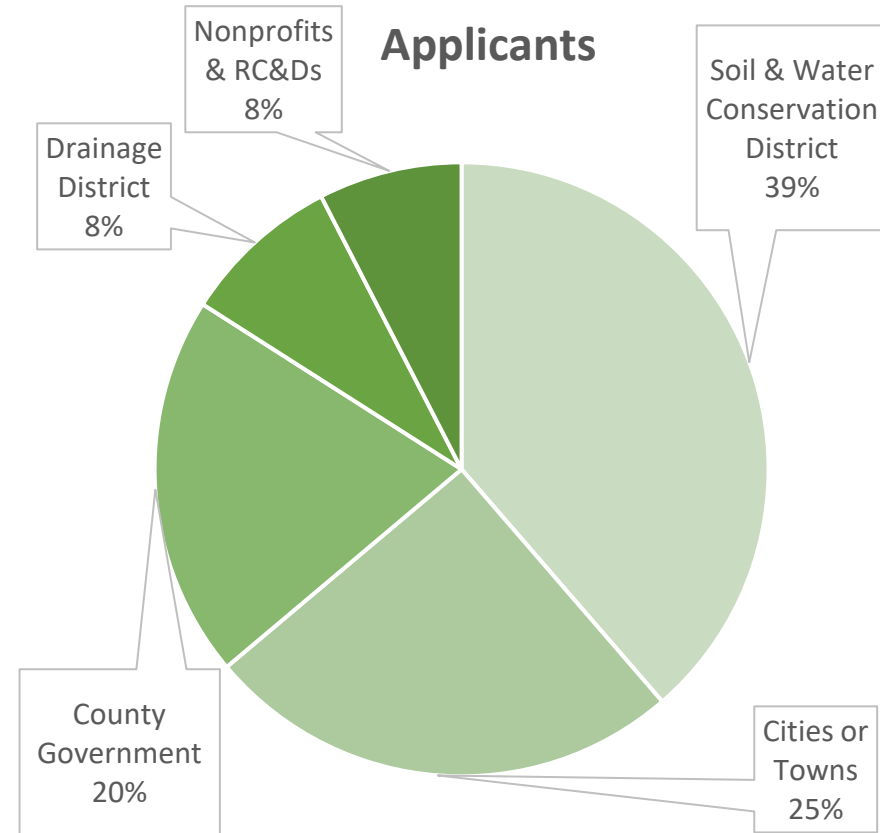


After



FY24 Application

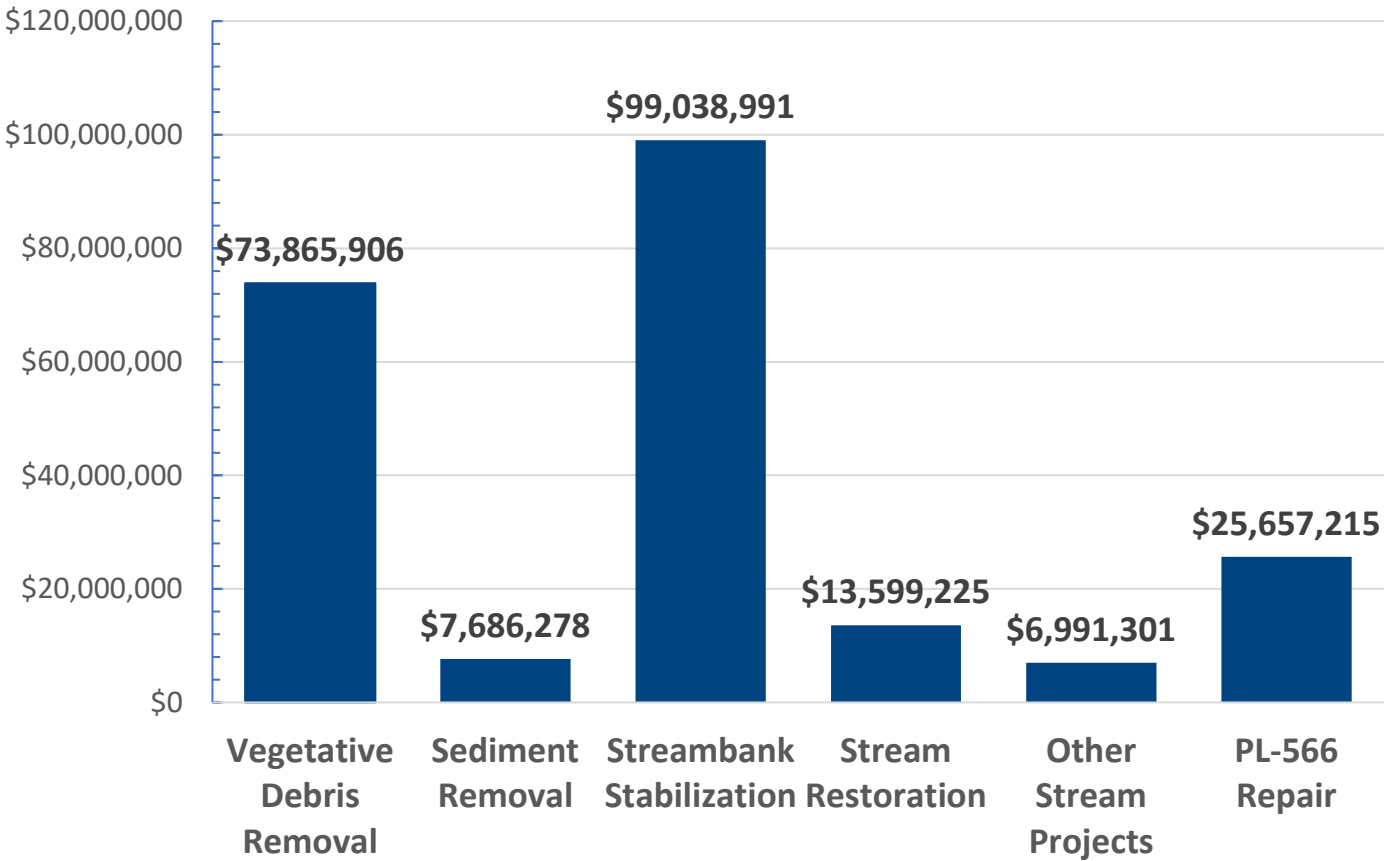
- Application Closed February 23
- 119 submitted applications
- 578 individual sites included in application
- Total Request: \$226,838,915.68
 - Smallest Request: \$10,000
 - Largest Request: \$44 million
- Amount Requested by Region:
 - Coastal Plain: \$157,560,000
 - Piedmont: \$40,726,862.68
 - Mountain: \$28,552,053





Total Applications

FY24 Applications- Total Request

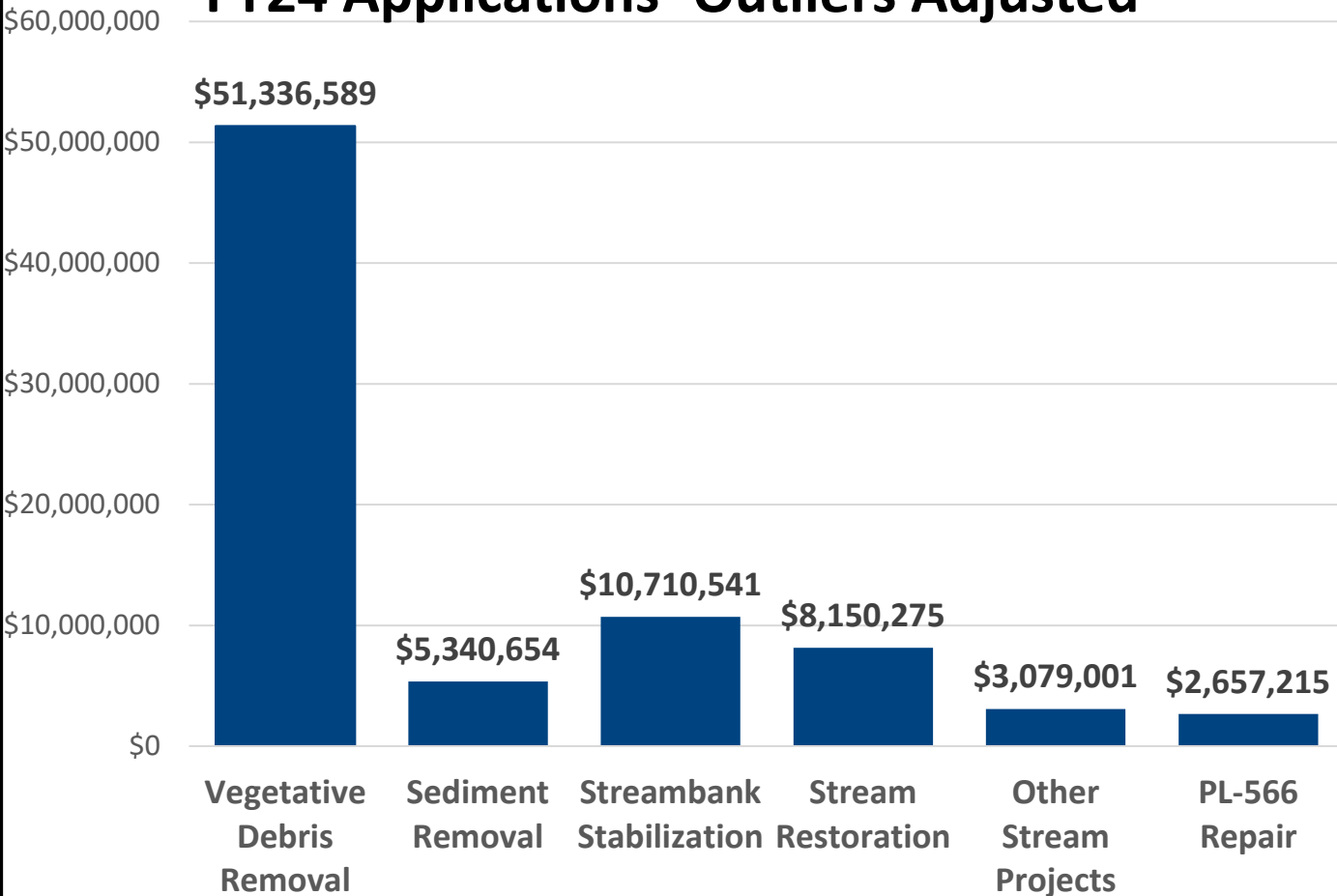


Total Amount Requested	Number of Grantees
\$10,000 - \$100,000	12
\$100,000 - \$500,000	47
\$500,000 - \$1,000,000	24
\$1 million - \$2 million	24
\$2 million - \$10 million	9
\$30+ million	3



Adjusted Applications

FY24 Applications- Outliers Adjusted



Request totals adjusted to account for some grantees asking for very large amounts. Requests cutoff at \$1 million per grantee per category to remove outliers.





Draft Allotment Amounts

Category	Total Percentage	Adjusted Percentage (requests cut off at \$1million per grantee)	Proposed % Allotment per category	Proposed \$ Allotment per category
Stream Debris Removal	32%	61%	50%	10,000,000
Sediment Removal	3%	7%	5%	1,000,000
Bank Stabilization	44%	13%	12%	2,400,000
Stream Restoration	6%	10%	10%	2,000,000
Other	3%	4%	5%	1,000,000
PL566	12%	5%	13%	2,600,000
Division Admin	--	--	5%	1,000,000
Total	\$227 million	\$81 million	100%	20,000,000



Considerations

- Proposed Allotment is Draft Version
 - Division staff currently reviewing and assessing all 578 sites submitted in applications. Some changes in category totals may occur.
- Proposed Allotment would allocate funds to all project types.
- Proposed Award Caps (Cap amounts subject to change pending ongoing application review):

Category	Award Cap per grantee per category
Stream Debris Removal	\$250,000
Combined Total of Sediment Removal, Bank Stabilization, Stream Restoration, Other	\$500,000
PL566	\$1,000,000
Per Grantee Total	\$1,000,000



Requests Per County

County	# Applicants	Total Requested in County	
Beaufort	2	\$1,385,855	
Buncombe	2	\$1,569,345	
Davidson	2	\$1,089,600	
Davie	2	\$3,358,000	
Forsyth	2	\$1,127,765	
Gaston	2	\$448,624	
Henderson	2	\$7,553,290	1 organization requested over \$7m
Hertford	2	\$1,177,000	
Mitchell	2	\$1,331,100	
Onslow	2	\$5,649,533	both requested over \$2m each
Pamlico	2	\$1,810,176	
Pitt	2	\$39,753,480	1 organization asked for \$38.9million
Rowan	2	\$1,911,600	
Wayne	2	\$28,606,000	1 organization requested \$27million
Chowan	3	\$670,000	
Sampson	3	\$1,245,068	
Union	3	\$19,263,970	1 organization asked for \$18million
Duplin	5	\$1,611,340	
Martin	7	\$3,272,750	
Robeson	8	\$7,146,245	

The following counties had more than 1 applicant within that county requesting funding:



NORTH CAROLINA
SOIL & WATER
CONSERVATION