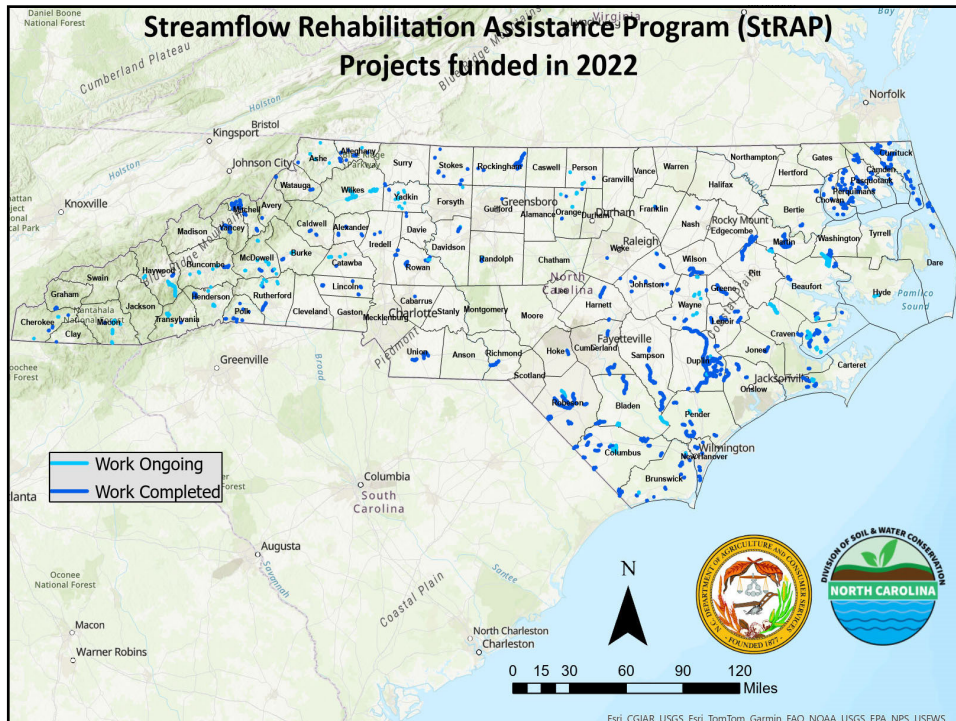




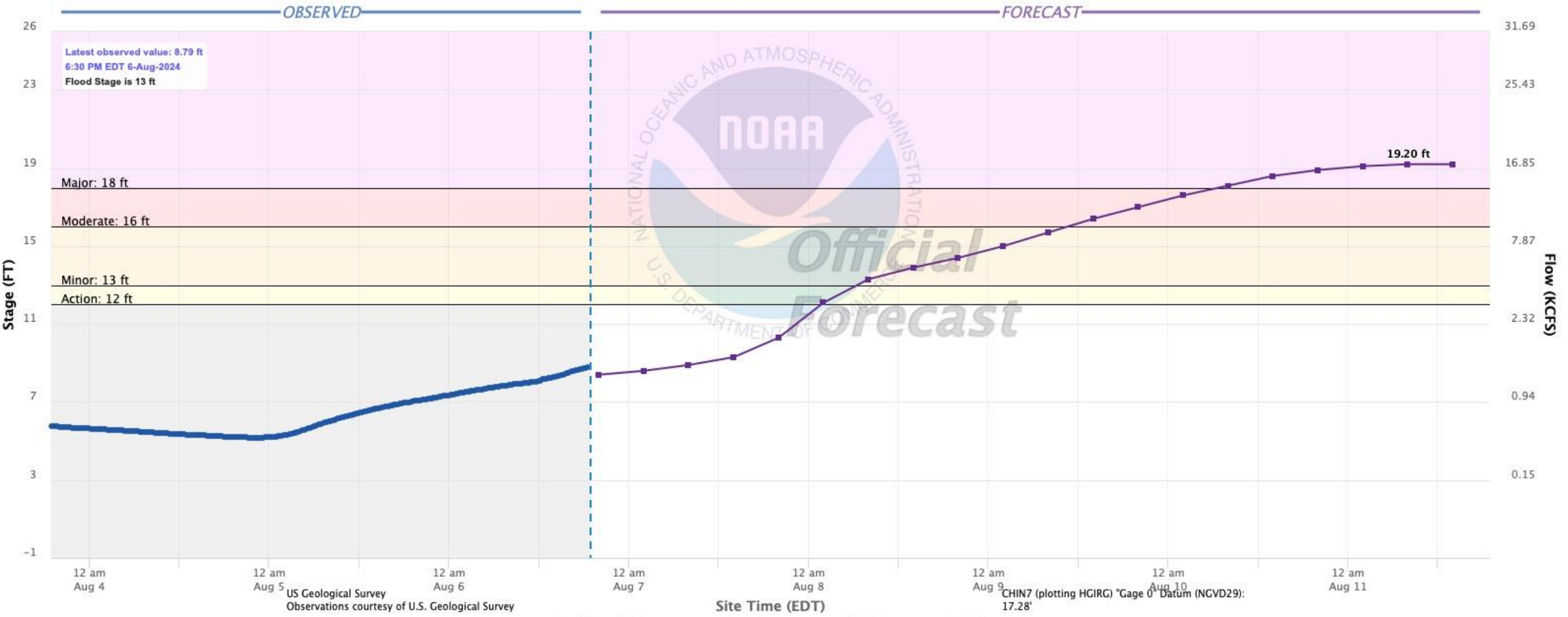
September 16, 2024  
**Updates**

- **2022 Contracts**
  - 3.5 million LF completed (71%)
    - 4.9 million linear feet of planned debris removal (originally 3.7 million LF)
    - Work coming in under budget has increased amount planned work
  - 753 beaver dams removed
  - \$28,311,864.58 reimbursed to grantees.
  - 44 grantees have completed all work.
  - Contracts will expire 12/31/2024
    - Extensions will be granted on a case-by-case basis



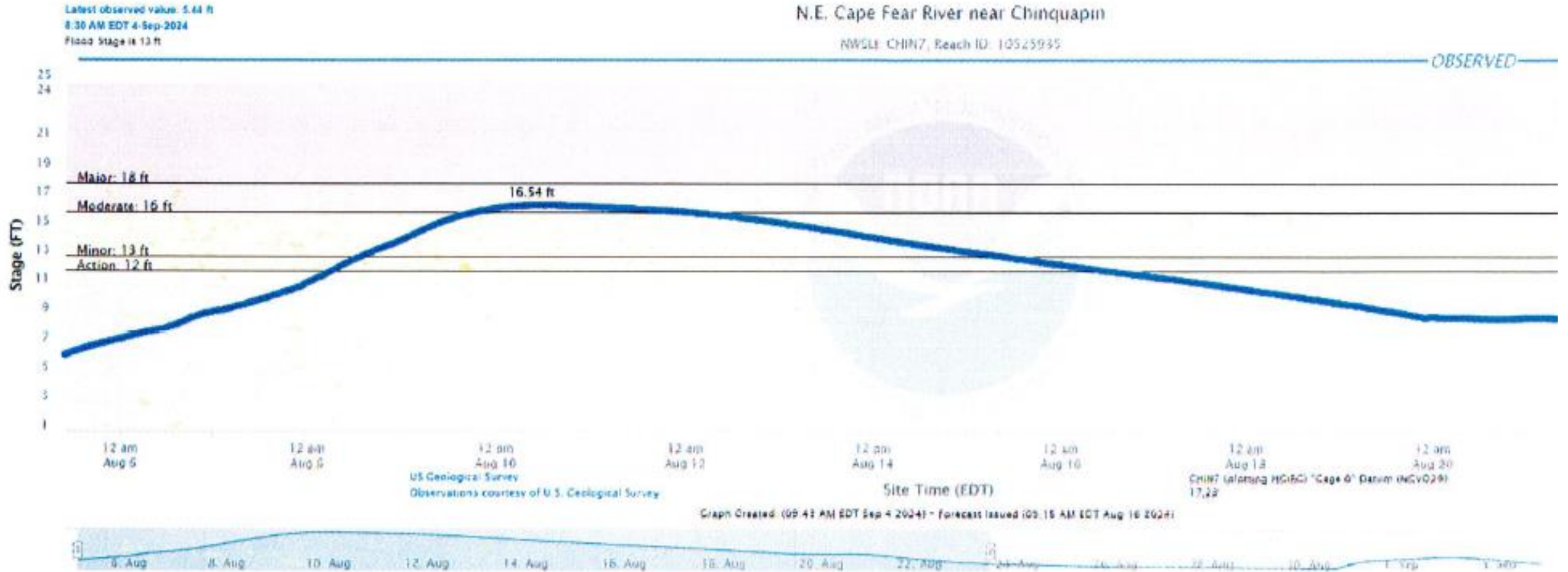
- Hurricane Debby data from Duplin Co**


N.E. Cape Fear River near Chinquapin  
 NWSLI: CHIN7, Reach ID: 10525935



- Hurricane Debby data from Duplin Co**

Upstream gauge unavailable






## StRAP Updates

- **2024 Contract Progress**


Stage	Number of Grantees
Award letter sent	98
Award Paperwork returned	96
Contract Sent to Grantee	63
Pre-Award Meeting held	16
Signed Contract Returned	7

- Deadline to return signed contracts: 60 days after receipt of contract
- Deadline to hold award meeting: 45 days after receipt of contract
- Delays in contracts being sent out due to:
  - Waiting for signatures on DEQ MOA
  - Supplemental Allocation




## DEQ Awarded Funds

- **DEQ has allocated \$4,721,991 to DSWC to use with StRAP**
  - \$4,085,235 for stream debris removal
  - \$490,756 for sediment removal
  - \$146,000 for culvert replacement
- DEQ staff reviewed StRAP applications and chose specific projects to fund based on DEQ site criteria.
- **DEQ will pay for several projects that originally would have been paid for by DSWC**
  - \$2,309,428 of DSWC funds freed for reallocation



### Total FY24 StRAP Funding


Total FY24 StRAP Allocations	
<b>Original DSWC Award amount (June 2024)</b>	<b>\$19,000,000</b>
<b>Original DEQ Award Amount (June 2024)</b>	<b>\$636,756</b> <ul style="list-style-type: none"> <li>• Funds sediment removal and culvert replacement</li> </ul>
<b>Additional DEQ Funds</b>	<b>\$4,085,235</b> <ul style="list-style-type: none"> <li>• Would fund stream debris removal</li> </ul>
<b>Additional DSWC Funds</b> <ul style="list-style-type: none"> <li>• Reallocation of a portion of the DSWC admin allowance</li> <li>• DSWC retained 5% (\$1 million) of initial StRAP funds. Upon review of projected budget, a portion of this amount can be reallocated to funds additional projects.</li> </ul>	<b>\$328,206</b>
<b>Total Proposed FY24 StRAP Awards</b>	<b>\$25,050,197</b>



### Supplemental Allocation- New Funds


- **Total new funding for allocation at September Commission Meeting:**
  - \$4,085,235 in DEQ Funds
    - Allocates funds to 18 grantees for Stream Debris Removal
  - \$328,206 in additional DSWC funds

## Attachment 9 BLUE



## Supplemental Allocation- Reallocation

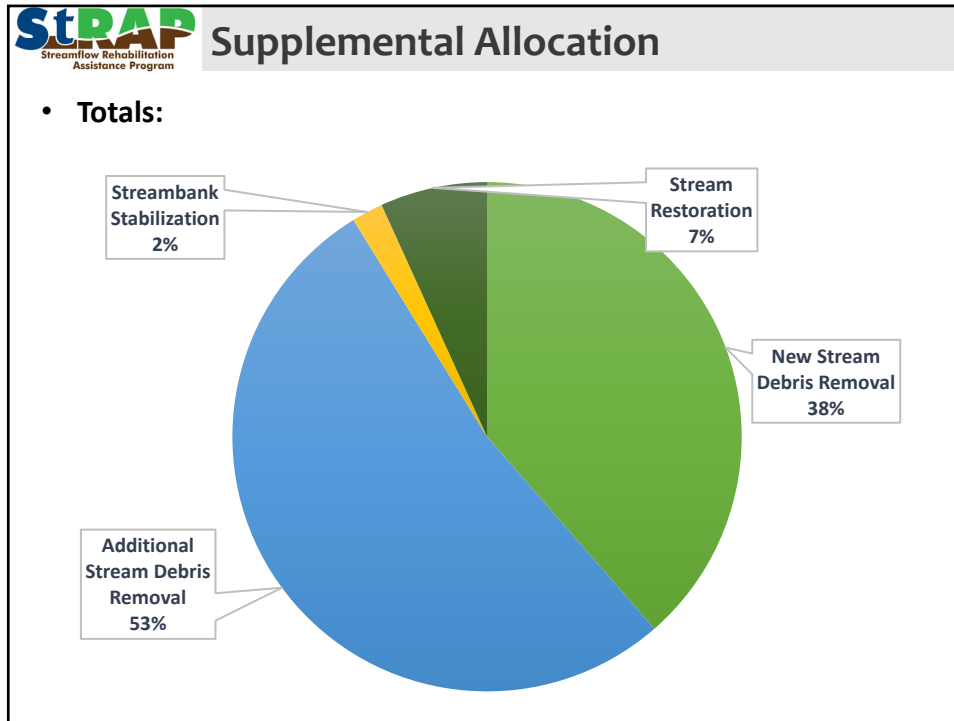
- **Total for reallocation:**
  - \$2,309,428
    - These funds were originally allocated on June 27<sup>th</sup> but have been freed to fund new projects thanks to DEQ now funding several of the projects originally paid for by DSWC.
  - **Plan for reallocation of DSWC funds:**
    - Funding allocated to existing applications (new applications not accepted).
    - Provide additional funding to projects that received less than requested, and some projects that originally did not receive funds.



## Supplemental Allocation

Number of Grantees selected for additional DSWC funding:

- **Streambank Stabilization: 1**
  - Originally received less than requested
- **Stream Restoration: 1**
  - Originally received less than requested
- **New Stream Debris Removal (SDR): 13**
  - These grantees originally did not receive SDR funding
- **Additional SDR funds: 48**
  - These grantees received funds in June
  - Would receive 21% more in funds unless grantee reached:
    - 1) Total amount requested
    - 2) An award cap amount



**Supplemental Allocation**

**Action Item: the Division requests approval of planned supplemental allocation, including funds from:**

1. DEQ Funding
2. Re-allocation of DSWC funding

## Updated Award Totals by Project

Applicant	Site	Project Type	Estimated Cost	Project Type Cap	Additional DSWC Amount (Sept)	DEQ Award	Updated Total Award	DSWC Ranking Score
Duplin Soil and Water	Stream Debris Removal Average	Stream Debris Remd	\$1,200,000.00	\$300,000.00	0		\$300,000	98
Wilson County Government	Stream Debris Removal Average	Stream Debris Remd	\$222,250.00	\$300,000.00	0		\$222,250	90
Avery SWCD	Removal Average	Stream Debris Remd	\$149,200.00	\$300,000.00	0	\$149,200	\$149,200	85
Yancey SWCD	Stream Debris Removal Average	Stream Debris Remd	\$438,750.00	\$300,000.00	40,879		\$235,542	77
Currituck SWCD	Stream Debris Removal Average	Stream Debris Remd	\$79,600.00	\$300,000.00	0		\$79,600	75
Horse and Flat Swamp DD	Stream Debris Removal Average	Stream Debris Remd	\$190,000.00	\$300,000.00	0		\$190,000	75
Pasquotank SWCD	Stream Debris Removal Average	Stream Debris Remd	\$112,780.00	\$300,000.00	0		\$112,780	75
Town of Williamston	Stream Debris Removal Average	Stream Debris Remd	\$232,500.00	\$300,000.00	9,031		\$232,500	73
Alleghany SWCD	Stream Debris Removal Average	Stream Debris Remd	\$507,000.00	\$300,000.00	45,000		\$259,286	70
Perquimans Soil & Water Conservation District	Stream Debris Removal Average	Stream Debris Remd	\$590,000.00	\$300,000.00	45,000		\$259,286	70
Pitt County Government	Stream Debris Removal Average	Stream Debris Remd	\$853,480.00	\$300,000.00	45,000		\$259,286	70
Washington County	Stream Debris Removal Average	Stream Debris Remd	\$501,501.00	\$300,000.00	45,000		\$259,286	70
Town of Oak City	Stream Debris Removal Average	Stream Debris Remd	\$343,750.00	\$300,000.00	43,714		\$251,878	68
Town of Robersonville	Removal Average	Stream Debris Remd	\$255,000.00	\$300,000.00	0	\$255,000	\$255,000	68
Camden SWCD	Stream Debris Removal Average	Stream Debris Remd	\$90,428.00	\$300,000.00	0		\$90,428	67
Town of Parmele	Stream Debris Removal Average	Stream Debris Remd	\$245,000.00	\$300,000.00	0	\$245,000	\$245,000	63
Pender Soil & Water Cons District	Stream Debris Removal Average	Stream Debris Remd	\$334,625.00	\$300,000.00	0	\$334,625	\$334,625	62
Town of Rowland	Stream Debris Removal Average	Stream Debris Remd	\$607,856.00	\$300,000.00	0	\$500,000	\$500,000	62
Pamlico SWCD	Stream Debris Removal Average	Stream Debris Remd	\$471,220.00	\$300,000.00	38,571	\$148,810	\$222,244	60
Pollock Swamp Drainage District	Stream Debris Removal Average	Stream Debris Remd	\$200,000.00	\$300,000.00	22,449		\$200,000	58
Town of Hamilton	Stream Debris Removal Average	Stream Debris Remd	\$325,000.00	\$300,000.00	37,286		\$214,837	58
County of Hoke	Stream Debris Removal Average	Stream Debris Remd	\$495,000.00	\$300,000.00	36,643		\$211,133	57
Dare SWCD	Stream Debris Removal Average	Stream Debris Remd	\$543,000.00	\$300,000.00	36,643		\$211,133	57
Edgecombe County SWCD	Stream Debris Removal Average	Stream Debris Remd	\$490,000.00	\$300,000.00	0	\$490,000	\$490,000	57
Mitchell SWCD	Stream Debris Removal Average	Stream Debris Remd	\$346,000.00	\$300,000.00	0	\$346,000	\$346,000	57
Martin SWCD	Stream Debris Removal Average	Stream Debris Remd	\$926,500.00	\$300,000.00	38,850	\$185,000	\$223,850	55
Union County Soil & Water Conservation District	Stream Debris Removal Average	Stream Debris Remd	\$500,000.00	\$300,000.00	35,357		\$203,724	55
Catawba Soil & Water	Stream Debris Removal Average	Stream Debris Remd	\$490,000.00	\$300,000.00	33,429		\$192,612	52
Robeson County Church and Community Center	Stream Debris Removal Average	Stream Debris Remd	\$990,000.00	\$300,000.00	33,429	\$140,816	\$192,613	52
Hyde SWCD	Stream Debris Removal Average	Stream Debris Remd	\$91,490.00	\$300,000.00	0		\$91,490	50
Gaston SWCD	Stream Debris Removal Average	Stream Debris Remd	\$351,051.60	\$300,000.00	31,500		\$181,500	49
Gates County	Stream Debris Removal Average	Stream Debris Remd	\$325,000.00	\$300,000.00	31,500		\$181,500	49
Columbus Soil and Water Conservation District	Stream Debris Removal Average	Stream Debris Remd	\$1,762,846.80	\$300,000.00	30,214		\$174,092	47
Friends of Sampson County Waterways	Stream Debris Removal Average	Stream Debris Remd	\$360,028.00	\$300,000.00	30,214		\$174,092	47
Robeson County Drainage District 1	Stream Debris Removal Average	Stream Debris Remd	\$1,220,172.00	\$300,000.00	\$170,387		\$170,387	46
Town of Pembroke	Stream Debris Removal Average	Stream Debris Remd	\$897,600.00	\$300,000.00	33,429	\$159,184	\$192,613	46



Applicant	Site	Project Type	Estimated Cost	Project Type Cap	Additional DSWC Amount (Sept)	DEQ Award	Updated Total Award	DSWC Ranking Score
Town of Bear Grass	Stream Debris Removal Average	Stream Debris Remd	\$375,000.00	\$300,000.00	0	\$375,000	\$375,000	45
Town of Jamesville	Stream Debris Removal Average	Stream Debris Remd	\$320,000.00	\$300,000.00	28,929		\$166,684	45
Davie County Watershed	Stream Debris Removal Average	Stream Debris Remd	\$1,586,000.00	\$300,000.00	28,286		\$162,980	44
Greene County	Stream Debris Removal Average	Stream Debris Remd	\$684,288.00	\$300,000.00	28,286		\$162,980	44
Onslow County SWCD	Stream Debris Removal Average	Stream Debris Remd	\$2,089,532.84	\$300,000.00	28,286		\$162,980	44
City of Clinton	Stream Debris Removal Average	Stream Debris Remd	\$300,000.00	\$300,000.00	27,643		\$159,276	43
County of Bladen	Stream Debris Removal Average	Stream Debris Remd	\$810,000.00	\$300,000.00	27,643		\$159,276	43
Robeson SWCD	Stream Debris Removal Average	Stream Debris Remd	\$306,010.00	\$300,000.00	27,000		\$155,571	42
Wayne Soil and Water Conservation District	Stream Debris Removal Average	Stream Debris Remd	\$1,606,330.00	\$300,000.00	31,910	\$151,950	\$183,860	42
Robeson County	Stream Debris Removal Average	Stream Debris Remd	\$651,545.00	\$300,000.00	26,357		\$151,867	41
Chowan Soil & Water Conservation District	Stream Debris Removal Average	Stream Debris Remd	\$420,000.00	\$300,000.00	25,714		\$148,163	40
Ahoskie Creek Water Shed	Stream Debris Removal Average	Stream Debris Remd	\$400,000.00	\$300,000.00	25,071		\$144,459	39
Coharie Intra-Tribal Council	Stream Debris Removal Average	Stream Debris Remd	\$385,040.00	\$300,000.00	25,071		\$144,459	39
Town of Mount Gilead	Stream Debris Removal Average	Stream Debris Remd	\$85,000.00	\$300,000.00	0		\$85,000	39
Craven County	Stream Debris Removal Average	Stream Debris Remd	\$293,616.00	\$300,000.00	24,429		\$140,755	38
Davidson SWCD	Stream Debris Removal Average	Stream Debris Remd	\$689,600.00	\$300,000.00	24,429		\$140,755	38
Harnett	Stream Debris Removal Average	Stream Debris Remd	\$1,595,000.00	\$300,000.00	24,429		\$140,755	38
Haywood Waterways Association	Stream Debris Removal Average	Stream Debris Remd	\$59,125.00	\$300,000.00	0		\$59,125	37
Pilot View RC&D, Inc.	Stream Debris Removal Average	Stream Debris Remd	\$127,765.00	\$300,000.00	14,500		\$127,765	37
Orange Soil and Water Conservation District	Stream Debris Removal Average	Stream Debris Remd	\$59,295.50	\$300,000.00	0		\$59,296	36
Stokes SWCD	Stream Debris Removal Average	Stream Debris Remd	\$341,365.00	\$300,000.00	23,143		\$133,347	36
Beaufort SWCD	Stream Debris Removal Average	Stream Debris Remd	\$1,323,875.00	\$300,000.00	26,500	132,500	\$159,000	34
City of Thomasville	Stream Debris Removal Average	Stream Debris Remd	\$64,064.00	\$300,000.00	0		\$64,064	34
Town of Beulaville, N.C.	Stream Debris Removal Average	Stream Debris Remd	\$33,000.00	\$300,000.00	0	\$33,000	\$33,000	34
Cleveland County Government	Stream Debris Removal Average	Stream Debris Remd	\$514,000.00	\$300,000.00	21,214		\$122,235	33
Cumberland County	Stream Debris Removal Average	Stream Debris Remd	\$2,578,720.00	\$300,000.00	21,214		\$122,235	33
McDowell County Soil and Water District	Stream Debris Removal Average	Stream Debris Remd	\$530,000.00	\$300,000.00	21,214		\$122,235	33
Piedmont Conservation Council	Stream Debris Removal Average	Stream Debris Remd	\$382,700.00	\$300,000.00	0		\$101,020	33
Rockingham SWCD	Stream Debris Removal Average	Stream Debris Remd	\$1,094,020.00	\$300,000.00	21,214		\$122,235	33
Scotland SWCD	Stream Debris Removal Average	Stream Debris Remd	\$66,000.00	\$300,000.00	0		\$66,000	33
Caldwell SWCD	Stream Debris Removal Average	Stream Debris Remd	\$997,050.00	\$300,000.00	0		\$0	31
Davie Soil and Water Conservation District	Stream Debris Removal Average	Stream Debris Remd	\$1,622,000.00	\$300,000.00	19,929		\$114,827	31
Nash SWCD	Stream Debris Removal Average	Stream Debris Remd	\$544,500.00	\$300,000.00	19,929		\$114,827	31
Henderson Co SWCD	Stream Debris Removal Average	Stream Debris Remd	\$7,357,290.00	\$300,000.00	19,286		\$111,122	30
Clay SWCD	Stream Debris Removal Average	Stream Debris Remd	\$101,180.00	\$300,000.00	12,404		\$101,180	29
Gaston Natural Resources	Stream Debris Removal Average	Stream Debris Remd	\$20,000.00	\$300,000.00	0		\$20,000	29

Applicant	Site	Project Type	Estimated Cost	Project Type Cap	Additional DSWC Amount (Sept)	DEQ Award	Updated Total Award	DSWC Ranking Score
Alexander Soil and Water Conservation District	Stream Debris Removal Average	Stream Debris Remcd	\$809,600.00	\$300,000.00	85,714		\$85,714	28
Brown Creek SWCD	Stream Debris Removal Average	Stream Debris Remcd	\$500,000.00	\$300,000.00	85,714		\$85,714	28
Polk County	Stream Debris Removal Average	Stream Debris Remcd	\$6,800,000.00	\$300,000.00	85,714		\$85,714	28
Town of Waxhaw	Stream Debris Removal Average	Stream Debris Remcd	\$498,520.00	\$300,000.00	85,714		\$85,714	28
Town of Magnolia	Stream Debris Removal Average	Stream Debris Remcd	\$10,000.00	\$300,000.00	10,000	\$10,000	\$10,000	27
Buncombe SWCD	Stream Debris Removal Average	Stream Debris Remcd	\$930,729.00	\$300,000.00	76,531		\$76,531	25
Lenoir SWCD	Stream Debris Removal Average	Stream Debris Remcd	\$1,294,000.00	\$300,000.00	76,531		\$76,531	25
Person Soil and Water Conservation District	Stream Debris Removal Average	Stream Debris Remcd	\$83,000.00	\$300,000.00	75,000		\$75,000	24
Randolph County Soil and Water	Stream Debris Removal Average	Stream Debris Remcd	\$3,264,000.00	\$300,000.00	75,000		\$75,000	24
Robeson County Drainage District 2	Stream Debris Removal Average	Stream Debris Remcd	\$915,192.00	\$300,000.00	75,000		\$75,000	24
New River SWCD	Stream Debris Removal Average	Stream Debris Remcd	\$111,000.00	\$300,000.00	75,000		\$75,000	23
Town of Leland	Stream Debris Removal Average	Stream Debris Remcd	\$344,000.00	\$300,000.00	344,000	\$344,000	\$344,000	22
Town of Vandemere	Stream Debris Removal Average	Stream Debris Remcd	\$812,661.64	\$300,000.00	75,000		\$75,000	19
Iredell SWCD	Stream Debris Removal Average	Stream Debris Remcd	\$467,000.00	\$300,000.00	75,000		\$75,000	18
Jones County	Stream Debris Removal Average	Stream Debris Remcd	\$2,000,530.00	\$300,000.00	75,000		\$75,000	18
Wilkes SWCD	Stream Debris Removal Average	Stream Debris Remcd	\$983,613.60	\$300,000.00	0		\$0	15
Yadkin Riverkeeper, Inc.	Stream Debris Removal Average	Stream Debris Remcd	\$115,000.00	\$300,000.00	0		\$0	15
Johnston SWCD	Stream Debris Removal Average	Stream Debris Remcd	\$831,315.00	\$300,000.00	0		\$0	14
New Hanover County	Stream Debris Removal Average	Stream Debris Remcd	\$293,750.00	\$300,000.00	0	\$85,150	\$85,150	14
Burke SWCD	Stream Debris Removal Average	Stream Debris Remcd	\$305,000.00	\$300,000.00	0		\$0	13
Surry SWCD	Stream Debris Removal Average	Stream Debris Remcd	\$400,000.00	\$300,000.00	0		\$0	10
Yadkin Valley Sewer Authority	Stream Debris Removal Average	Stream Debris Remcd	\$1,135,000.00	\$300,000.00	0		\$0	8
Rowan County	Stream Debris Removal Average	Stream Debris Remcd	\$715,800.00	\$300,000.00	0		\$0	6
Town of Wallace	Stream Debris Removal Average	Stream Debris Remcd	\$295,340.00	\$300,000.00	0		\$0	3
<b>Stream Debris Removal</b>				<b>Stream Debris Removal</b>		<b>\$4,085,235</b>	<b>\$14,108,163</b>	
Currituck SWCD	Rowland Creek	Sediment Removal	\$7,500.00	\$150,000.00			\$7,500	115
Town of Edenton	Filberts Creek	Sediment Removal	\$35,000.00	\$150,000.00			\$35,000	72
City of Washington	Strap 7 - Fleming / Washington Streets	Sediment Removal	\$14,130.00	\$150,000.00		\$14,130	\$14,130	60
Town of Vandemere	Ditch ID 9	Sediment Removal	\$123,494.70	\$150,000.00		\$123,495	\$123,495	57
Scotland SWCD	Hasty beside the church Water Creek	Sediment Removal	\$35,000.00	\$150,000.00		\$35,000	\$35,000	52
City of Washington	StRAP 1- West 9th 10th	Sediment Removal	\$4,650.00	\$150,000.00		\$4,650	\$4,650	50
Dare SWCD	South Nags Head Ditch	Sediment Removal	\$16,600.00	\$150,000.00			\$0	50
Town of Vandemere	Ditch ID 7	Sediment Removal	\$89,125.75	\$150,000.00			\$0	49
Currituck SWCD	Owens Ditch	Sediment Removal	\$6,000.00	\$150,000.00			\$0	47
City of Washington	Strap 2 - West 12th 13th	Sediment Removal	\$5,550.00	\$150,000.00		\$5,550	\$5,550	45
Scotland SWCD	Azalea Behind Church Water Creek	Sediment Removal	\$8,000.00	\$150,000.00		\$8,000	\$8,000	45
Town of Vandemere	Ditch IDs 14-32	Sediment Removal	\$171,041.25	\$150,000.00		\$171,041	\$171,041	45
Town of Fairmont	Pittman Mill Branch	Sediment Removal	\$327,159.00	\$150,000.00			\$150,000	42

Applicant	Site	Project Type	Estimated Cost	Project Type Cap	Additional DSWC Amount (Sept)	DEQ Award	Updated Total Award	DSWC Ranking Score
City of Washington	Strap 5 - East 9th Street	Sediment Removal	\$12,600.00	\$150,000.00		\$12,600	\$12,600	40
Dare SWCD	Hwy 64 East Lake	Sediment Removal	\$78,000.00	\$150,000.00			\$0	40
Town of Vandemere	Ditch ID 11	Sediment Removal	\$91,240.45	\$150,000.00		\$91,240	\$91,240	40
Town of Vandemere	Ditch ID 6	Sediment Removal	\$51,392.00	\$150,000.00			\$0	27
City of Washington	Strap 4 - E 12th 13th	Sediment Removal	\$4,500.00	\$150,000.00		\$4,500	\$4,500	25
City of Washington	Strap 6 - Bennett Street	Sediment Removal	\$8,550.00	\$150,000.00		\$8,550	\$8,550	25
City of Washington	Strap 3 - East 13th 14th	Sediment Removal	\$12,000.00	\$150,000.00		\$12,000	\$12,000	20
Town of Vandemere	Ditch ID 12	Sediment Removal	\$92,953.60	\$150,000.00			\$0	14
Town of Fairmont	Old Field Swamp	Sediment Removal	\$1,230,741.00	\$150,000.00			\$0	13
Dare SWCD	Sir Walter Raleigh Mosquito Ditch	Sediment Removal	\$150,000.00	\$150,000.00			\$0	10
<b>Sediment Removal</b>				<b>Sediment Removal</b>		<b>\$490,756</b>	<b>\$683,256</b>	
Horse and Flat Swamp DD	Horse Swamp segment 1	Stabilization	\$15,000.00	\$300,000.00			\$15,000	120
Johnston SWCD	Moccasin Creek	Stabilization	\$598,000.00	\$300,000.00			\$300,000	105
Wildlife & Outdoor	Stoney Creek	Stabilization	\$460,000.00	\$300,000.00			\$300,000	105
Horse and Flat Swamp DD	Horse Swamp Segment 4	Stabilization	\$20,000.00	\$300,000.00			\$20,000	80
Horse and Flat Swamp DD	Flat Swamp Main	Stabilization	\$12,000.00	\$300,000.00			\$12,000	80
Mills River Partnership	Main stem of Mills River	Stabilization	\$120,000.00	\$300,000.00			\$120,000	77
Mills River Partnership	North Mills River	Stabilization	\$30,000.00	\$300,000.00			\$30,000	70
Gaston SWCD	Duharts (C)	Stabilization	\$77,573.20	\$300,000.00			\$77,573	67
Alleghany SWCD	Little River	Stabilization	\$50,000.00	\$300,000.00			\$50,000	65
Stokes SWCD	Danbury Creek/Goff Creek	Stabilization	\$99,156.00	\$300,000.00			\$99,156	63
Mills River Partnership	South Mills River	Stabilization	\$40,000.00	\$300,000.00			\$40,000	60
Blue Ridge RC&D	Browns Creek	Stabilization	\$62,000.00	\$300,000.00			\$62,000	52
Village of Marvin	Marvin Branch	Stabilization	\$688,275.00	\$300,000.00			\$300,000	52
Ahoskie Creek Watershed	Ahoskie Creek Main Segment 2	Stabilization	\$70,000.00	\$300,000.00			\$70,000	50
Caldwell SWCD	Town Creek	Stabilization	\$200,000.00	\$300,000.00			\$0	50
Town of Landis	Lake Landis Dam/Grants Creek	Stabilization	\$1,195,800.00	\$300,000.00			\$300,000	50
City of Thomasville	Segment #3 Jimmy's Creek	Stabilization	\$156,000.00	\$300,000.00			\$156,000	49
Lenoir SWCD	Mill Run	Stabilization	\$80,000.00	\$300,000.00			\$80,000	47
Lenoir, Craven, Jones Drainage District #1	Mosely Creek Segment 1	Stabilization	\$25,000,000.00	\$300,000.00			\$300,000	46
City of Thomasville	North Hamby Creek: Segment 5	Stabilization	\$400,000.00	\$300,000.00			\$144,000	42
Surry SWCD	Bull Run Creek	Stabilization	\$40,000.00	\$300,000.00			\$40,000	42
Village of Marvin	Six Mile Creek Tributary	Stabilization	\$966,000.00	\$300,000.00			\$0	42
Village of Marvin	McBride Branch	Stabilization	\$350,125.00	\$300,000.00			\$0	41
Alleghany SWCD	Rock Creek	Stabilization	\$500,000.00	\$300,000.00			\$0	38
Burke SWCD	Silver Creek 5	Stabilization	\$162,800.00	\$300,000.00			\$162,800	34
Village of Marvin	Six Mile Creek	Stabilization	\$1,328,250.00	\$300,000.00			\$0	34
Wayne Drainage District #1	Bear Creek Site 1	Stabilization	\$3,000,000.00	\$300,000.00			\$0	32
Blue Ridge RC&D	Prices Creek	Stabilization	\$84,000.00	\$300,000.00			\$84,000	31
Mitchell SWCD	Cane Creek	Stabilization	\$207,000.00	\$300,000.00	52,286		\$154,000	31
Lenoir, Craven, Jones Drainage District #1	Mosely Creek Segment 2	Stabilization	\$19,000,000.00	\$300,000.00			\$0	28
Wayne Drainage District #1	Bear Creek Site 2	Stabilization	\$3,000,000.00	\$300,000.00			\$0	24
Lenoir SWCD	Deep Run 2	Stabilization	\$60,000.00	\$300,000.00			\$0	20
Surry SWCD	South Fork Mitchell River	Stabilization	\$35,000.00	\$300,000.00			\$0	20
Rockingham SWCD	Dan River	Stabilization	\$300,000.00	\$300,000.00			\$0	14
Buncombe SWCD	Ox Creek at Holcombe/Elliot	Stabilization	\$140,312.00	\$300,000.00			\$0	12
Burke SWCD	Silver Creek 6	Stabilization	\$244,200.00	\$300,000.00			\$0	11
Davie County Watershed	Hunting Creek	Stabilization	\$90,000.00	\$300,000.00			\$0	9
<b>Streambank Stabilization</b>				<b>Stabilization Total:</b>		<b>\$0</b>	<b>\$2,916,529</b>	

Applicant	Site	Project Type	Estimated Cost	Project Type Cap	Additional DSWC Amount (Sept)	DEQ Award	Updated Total Award	DSWC Ranking Score
Town of Siler City	Loves Creek Tributary 2 - Section 1	Restoration	\$393,600.00	\$500,000.00			\$393,600	90
Town of Black Mountain	Flat Creek	Restoration	\$317,053.75	\$500,000.00			\$317,054	87
Watauga SWCD	Boone Creek	Restoration	\$200,000.00	\$500,000.00			\$200,000	82
Town of Siler City	Loves Creek Tributary 2 - Section 4	Restoration	\$216,000.00	\$500,000.00			\$106,400	80
Town of Siler City	Loves Creek Tributary 2 - Section 2	Restoration	\$378,000.00	\$500,000.00			\$0	75
Town of Siler City	Loves Creek Tributary 2 - Section 5	Restoration	\$231,000.00	\$500,000.00			\$0	75
Haywood Waterways Association	Shelton Branch - Pigeon Community Park	Restoration	\$115,000.00	\$500,000.00			\$115,000	72
Caldwell SWCD	Yadkin River	Restoration	\$500,000.00	\$500,000.00			\$500,000	71
Town of Siler City	Loves Creek Tributary 2 - Section 6	Restoration	\$213,750.00	\$500,000.00			\$0	70
Macon SWCD	Cartoogechaye Creek	Restoration	\$120,000.00	\$500,000.00			\$120,000	65
Town of Siler City	Loves Creek Tributary 2 - Section 7	Restoration	\$297,000.00	\$500,000.00			\$0	65
Piedmont Conservation Council	Charlestowne Apartments Stream Stabilization: Unnamed Tributary to Little Lick Creek	Restoration	\$250,000.00	\$500,000.00			\$250,000	62
Town of Siler City	Loves Creek Tributary 2 - Section 8	Restoration	\$245,500.00	\$500,000.00			\$0	62
Durham County	Whispering Pines Creek Segment 1	Restoration	\$600,000.00	\$500,000.00			\$500,000	59
Piedmont Conservation Council	Eagle/Honeycutt Stream Restoration, Ellerbe Creek, Neuse River Basin	Restoration	\$250,000.00	\$500,000.00			\$148,980	59
Pitt County Drainage District #3	Swift Creek Segment 1	Restoration	\$5,900,000.00	\$500,000.00	180,326		\$500,000	57
Village of Marvin	Marvin Branch	Restoration	\$807,975.00	\$500,000.00			\$0	57
Blue Ridge RC&D	Prices Creek Section 4	Restoration	\$102,000.00	\$500,000.00			\$0	55
Pitt County Drainage District #3	Swift Creek Segment 4	Restoration	\$15,000,000.00	\$500,000.00			\$0	54
Town of Falcon	Unknown Trib to South River	Restoration	\$462,000.00	\$500,000.00			\$0	54
Town of Morrisville	Morrisville Tributary (Sawmill Creek)	Restoration	\$1,480,000.00	\$500,000.00			\$0	54
City of Jacksonville	Section 1	Restoration	\$1,136,000.00	\$500,000.00			\$0	51
Town of Siler City	Loves Creek Tributary 2 - Section 3	Restoration	\$507,600.00	\$500,000.00			\$0	50
Town of Siler City	Loves Creek Tributary 2 - Section 9	Restoration	\$471,000.00	\$500,000.00			\$0	50
Village of Marvin	Six Mile Creek Tributary	Restoration	\$1,134,000.00	\$500,000.00			\$0	50
Pitt County Drainage District #3	Swift Creek Segment 3	Restoration	\$11,000,000.00	\$500,000.00			\$0	49
Pitt County Drainage District #3	Swift Creek Segment 2	Restoration	\$6,900,000.00	\$500,000.00			\$0	46
Watauga SWCD	Aho Branch	Restoration	\$100,000.00	\$500,000.00			\$0	45
Yadkin Valley Sewer Authority	Site 1 - Cobb Creek Stream Restoration at Lila Swaim Park	Restoration	\$150,000.00	\$500,000.00			\$0	45
Graham County	Segment 1	Restoration	\$2,000,000.00	\$500,000.00			\$0	44
Blue Ridge RC&D	Prices Creek Section 3	Restoration	\$118,000.00	\$500,000.00			\$0	42

Applicant	Site	Project Type	Estimated Cost	Project Type Cap	Additional DSWC Amount (Sept)	DEQ Award	Updated Total Award	DSWC Ranking Score
Mitchell SWCD	Grassy Creek	Restoration	\$376,500.00	\$500,000.00			\$0	41
Watauga SWCD	Pine Orchard Creek	Restoration	\$40,000.00	\$500,000.00			\$0	40
Village of Marvin	McBride Branch	Restoration	\$411,075.00	\$500,000.00			\$0	37
Town of Siler City	Unnamed creek to Loves Creek Tributary 2 - Section 10	Restoration	\$455,500.00	\$500,000.00			\$0	35
City of Jacksonville	Section 2	Restoration	\$1,295,000.00	\$500,000.00			\$0	34
Village of Marvin	Six Mile Creek	Restoration	\$1,559,250.00	\$500,000.00			\$0	34
Yadkin Valley Sewer Authority	Site 2 - Jonesville Creek Stream Restoration along Valley Road	Restoration	\$200,000.00	\$500,000.00			\$0	27
City of Jacksonville	Section 3	Restoration	\$1,129,000.00	\$500,000.00			\$0	24
Buncombe SWCD	Dilligham Creek at Austin	Restoration	\$181,250.00	\$500,000.00			\$0	12
<b>Stream Restoration</b>				<b>Restoration Total:</b>		<b>\$0</b>	<b>\$3,151,033</b>	
Alleghany SWCD	Drainage Pond	Other	\$50,000.00	\$300,000.00			\$50,000	90
Hyde SWCD	Swamp Road Ditch	Other	\$31,000.00	\$300,000.00		\$31,000	\$31,000	90
Town of Wallace	Nickelson Branch	Other	\$115,000.00	\$300,000.00		\$115,000	\$115,000	74
Wilkes SWCD	Hunting Creek Tributary	Other	\$75,000.00	\$300,000.00			\$75,000	27
Wilkes SWCD	Lousy Creek	Other	\$150,000.00	\$300,000.00			\$150,000	26
Dare SWCD	Hwy 64 - East Lake	Other	\$45,000.00	\$300,000.00			\$45,000	25
Wilkes SWCD	Big Bugaboo Creek	Other	\$200,000.00	\$300,000.00			\$75,000	24
Town of Rose Hill	Elm Street Repair	Other	\$18,000.00	\$300,000.00			\$18,000	22
Wilkes SWCD	Rock Creek	Other	\$200,000.00	\$300,000.00			\$0	21
Wilkes SWCD	Oak Spring	Other	\$90,000.00	\$300,000.00			\$0	18
Wilkes SWCD	Middle Prong Reddies River	Other	\$70,000.00	\$300,000.00			\$0	17
Wilkes SWCD	Mulberry Creek Tributary	Other	\$150,000.00	\$300,000.00			\$0	14
<b>Other</b>				<b>Other Total:</b>		<b>\$146,000</b>	<b>\$559,000</b>	
Stokes SWCD	Little Yadkin 25	PL-566	\$292,215.00	\$1,000,000.00			\$292,215	80
Wayne Drainage District #1	Bear Creek 11, 3, 6, or 13	PL-566	\$24,000,000.00	\$1,000,000.00			\$1,000,000	60
Hyde SWCD	Swan Quarter Dike	PL-566	\$80,000.00	\$1,000,000.00			\$80,000	50
Davie County Watershed	Dutchman Creek 17 (Liberty Church Road)	PL-566	\$60,000.00	\$1,000,000.00			\$60,000	35
Forsyth SWCD	Town Fork Creek 1b	PL-566	\$250,000.00	\$1,000,000.00			\$250,000	35
Iredell SWCD	Third Creek 7A	PL-566	\$100,000.00	\$1,000,000.00			\$100,000	30
Iredell SWCD	Third Creek 19	PL-566	\$100,000.00	\$1,000,000.00			\$100,000	25
Forsyth SWCD	Town Fork Creek 2	PL-566	\$250,000.00	\$1,000,000.00			\$250,000	20
Forsyth SWCD	Town Fork Creek 5	PL-566	\$250,000.00	\$1,000,000.00			\$250,000	20
Forsyth SWCD	Town Fork Creek 6	PL-566	\$250,000.00	\$1,000,000.00			\$250,000	15
<b>PL-566</b>				<b>PL-566 Total:</b>		<b>\$4,721,991</b>	<b>\$2,632,215</b>	
						<b>Total DEQ Award</b>	<b>Updated Total Award</b>	
<b>Total</b>			Allocated			<b>\$4,721,991</b>	<b>\$24,050,197</b>	
			Unallocated			<b>0</b>	<b>\$0</b>	

# Updated Award Totals by Grantee

Applicant	Site	County	River Basin	Project Type	Additional DSWC Award Amount (Sept)	Total Award-Updated	Total Initial Award	DEQ Award	Grantee Total
Ahoskie Creek Water Shed	Stream Debris Removal Average	Hertford	Chowan	Stream Debris Removal	\$25,071	\$144,459	\$119,388		\$214,459
	Ahoskie Creek Main Segment 2	Hertford	Chowan	Stabilization		\$70,000	\$70,000		
Alexander Soil and Water Conservation District	Stream Debris Removal Average	Alexander	Catawba/Yad	Stream Debris Removal	\$85,714	\$85,714	\$0		\$85,714
Alleghany SWCD	Stream Debris Removal Average	Alleghany	New	Stream Debris Removal	\$45,000	\$259,286	\$214,286		\$359,286
	Little River	Alleghany	New	Stabilization		\$50,000	\$50,000		
	Drainage Pond	Alleghany	New	Other		\$50,000	\$50,000		
Avery SWCD	Stream Debris Removal Average	Avery	French Broad	Stream Debris Removal	\$0	\$149,200	\$149,200	\$149,200	\$149,200
Beaufort SWCD	Stream Debris Removal Average	Beaufort	Tar Pamlico	Stream Debris Removal	\$26,500	\$159,000	\$104,082	\$132,500	\$159,000
Blue Ridge RC&D	Browns Creek	Yancey	French Broad	Stabilization		\$62,000	\$62,000		\$146,000
	Prices Creek	Yancey	French Broad	Stabilization		\$84,000	\$84,000		
Brown Creek SWCD	Stream Debris Removal Average	Anson	Yadkin Pee D	Stream Debris Removal	\$85,714	\$85,714	\$0		\$85,714
Buncombe SWCD	Stream Debris Removal Average	Buncombe	French Broad	Stream Debris Removal	\$76,531	\$76,531	\$0		\$76,531
Burke SWCD	Stream Debris Removal Average	Burke	Catawba	Stream Debris Removal	\$0	\$0	\$0		\$162,800
	Silver Creek 5	Burke	Catawba	Stabilization		\$162,800	\$162,800		
Caldwell SWCD	Yadkin River	Caldwell	Yadkin Pee D	Restoration		\$500,000	\$500,000		\$500,000
Camden SWCD	Stream Debris Removal Average	Camden	Pasqoutank	Stream Debris Removal	\$0	\$90,428	\$90,428		\$90,428
Catawba Soil & Water Conservation District	Stream Debris Removal Average	Catawba	Catawba	Stream Debris Removal	\$33,429	\$192,612	\$159,184		\$192,612
Chowan Soil & Water Conservation District	Stream Debris Removal Average	Chowan	Chowan/Pas	Stream Debris Removal	\$25,714	\$148,163	\$122,449		\$148,163
City of Clinton	Stream Debris Removal Average	Sampson	Cape Fear	Stream Debris Removal	\$27,643	\$159,276	\$131,633		\$159,276

Applicant	Site	County	River Basin	Project Type	Additional DSWC Award Amount (Sept)	Total Award-Updated	Total Initial Award	DEQ Award	Grantee Total
City of Thomasville	Stream Debris Removal Average	Davidson	Yadkin Pee D	Stream Debris Removal	\$0	\$64,064	\$64,064		\$364,064
	Segment #3 Jimmy's Creek	Davidson	Yadkin Pee D	Stabilization		\$156,000	\$156,000		
	North Hamby Creek: Segment 5	Davidson	Yadkin Pee D	Stabilization		\$144,000	\$144,000		
City of Washington	Strap 7 - Fleming / Washington Streets	Beaufort	Tar Pamlico	Sediment Removal		\$14,130	\$14,130	\$14,130	\$61,980
	StRAP 1- West 9th 10th	Beaufort	Tar Pamlico	Sediment Removal		\$4,650	\$4,650	\$4,650	
	Strap 2 - West 12th 13th	Beaufort	Tar Pamlico	Sediment Removal		\$5,550	\$5,550	\$5,550	
	Strap 5 - East 9th Street	Beaufort	Tar Pamlico	Sediment Removal		\$12,600	\$12,600	\$12,600	
	Strap 4 - E 12th 13th	Beaufort	Tar Pamlico	Sediment Removal		\$4,500	\$4,500	\$4,500	
	Strap 6 - Bennett Street	Beaufort	Tar Pamlico	Sediment Removal		\$8,550	\$8,550	\$8,550	
	Strap 3 - East 13th 14th	Beaufort	Tar Pamlico	Sediment Removal		\$12,000	\$12,000	\$12,000	
Clay SWCD	Stream Debris Removal Average	Clay	Hiwasee/Little	Stream Debris Removal	\$12,404	\$101,180	\$88,776		\$101,180
Cleveland County Government	Stream Debris Removal Average	Cleveland	Broad	Stream Debris Removal	\$21,214	\$122,235	\$101,020		\$122,235
Coharie Intra-Tribal Council	Stream Debris Removal Average	Sampson	Cape Fear	Stream Debris Removal	\$25,071	\$144,459	\$119,388		\$144,459
Columbus Soil and Water Conservation District	Stream Debris Removal Average	Columbus	Lumber/Cape	Stream Debris Removal	\$30,214	\$174,092	\$143,878		\$174,092
County of Bladen	Stream Debris Removal Average	Bladen	Lumber/Cape	Stream Debris Removal	\$27,643	\$159,276	\$131,633		\$159,276
County of Hoke	Stream Debris Removal Average	Hoke	Lumber/Cape	Stream Debris Removal	\$36,643	\$211,133	\$174,490		\$211,133

Applicant	Site	County	River Basin	Project Type	Additional DSWC Award Amount (Sept)	Total Award-Updated	Total Initial Award	DEQ Award	Grantee Total
Craven County	Stream Debris Removal Average	Craven	Neuse/Tar Pa	Stream Debris Removal	\$24,429	\$140,755	\$116,327		\$140,755
Cumberland County	Stream Debris Removal Average	Cumberland	Cape Fear	Stream Debris Removal	\$21,214	\$122,235	\$101,020		\$122,235
Currituck SWCD	Stream Debris Removal Average	Currituck	Pasquotank	Stream Debris Removal	\$0	\$79,600	\$79,600		\$87,100
	Rowland Creek	Currituck	Pasquotank	Sediment Removal		\$7,500	\$7,500		
Dare SWCD	Stream Debris Removal Average	Dare	Pasquotank	Stream Debris Removal	\$36,643	\$211,133	\$174,490		\$256,133
	Hwy 64 - East Lake	Dare	Pasquotank	Other		\$45,000	\$45,000		
Davidson SWCD	Stream Debris Removal Average	Davidson	Yadkin Pee D	Stream Debris Removal	\$24,429	\$140,755	\$116,327		\$140,755
Davie County Watershed	Stream Debris Removal Average	Davie	Yadkin Pee D	Stream Debris Removal	\$28,286	\$162,980	\$134,694		\$222,980
	Dutchman Creek 17 (Liberty Church Road)	Davie	Yadkin Pee D	PL-566		\$60,000	\$60,000		
Davie Soil and Water Conservation District	Stream Debris Removal Average	Davie	Yadkin Pee D	Stream Debris Removal	\$19,929	\$114,827	\$94,898		\$114,827
Duplin Soil and Water	Stream Debris Removal Average	Duplin	Cape Fear	Stream Debris Removal	\$0	\$300,000	\$300,000		\$300,000
Durham County	Whispering Pines Creek Segment 1	Durham	Neuse	Restoration		\$500,000	\$500,000		\$500,000
Edgecombe County SWCD	Stream Debris Removal Average	Edgecomb	Tar Pamlico	Stream Debris Removal	\$0	\$490,000	\$490,000	\$490,000	\$490,000
Forsyth SWCD	Town Fork Creek 1b	Forsyth	Roanoke	PL-566		\$250,000	\$250,000		\$1,000,000
	Town Fork Creek 2	Forsyth	Roanoke	PL-566		\$250,000	\$250,000		
	Town Fork Creek 5	Forsyth	Roanoke	PL-566		\$250,000	\$250,000		
	Town Fork Creek 6	Forsyth	Roanoke	PL-566		\$250,000	\$250,000		
Friends of Sampson County Waterways	Stream Debris Removal Average	Sampson	Cape Fear	Stream Debris Removal	\$30,214	\$174,092	\$143,878		\$174,092



Applicant	Site	County	River Basin	Project Type	Additional DSWC Award Amount (Sept)	Total Award-Updated	Total Initial Award	DEQ Award	Grantee Total
Gaston Natural Resources	Stream Debris Removal Average	Gaston	Catawba	Stream Debris Removal	\$0	\$20,000	\$20,000		\$20,000
Gaston SWCD	Stream Debris Removal Average	Gaston	Catawba	Stream Debris Removal	\$31,500	\$181,500	\$150,000		\$259,073
	Duharts (C)	Gaston	Catawba	Stabilization		\$77,573	\$77,573		
Gates County	Stream Debris Removal Average	Gates	Chowan/Pas	Stream Debris Removal	\$31,500	\$181,500	\$150,000		\$181,500
Greene County	Stream Debris Removal Average	Greene	Neuse	Stream Debris Removal	\$28,286	\$162,980	\$134,694		\$162,980
Harnett	Stream Debris Removal Average	Harnett	Cape Fear	Stream Debris Removal	\$24,429	\$140,755	\$116,327		\$140,755
Haywood Waterways Association	Stream Debris Removal Average	Haywood	French Broad	Stream Debris Removal	\$0	\$59,125	\$59,125		\$174,125
	Shelton Branch - Pigeon Community Park	Haywood	French Broad	Restoration		\$115,000	\$115,000		
Henderson Co SWCD	Stream Debris Removal Average	Henderson	French Broad	Stream Debris Removal	\$19,286	\$111,122	\$91,837		\$111,122
Horse and Flat Swamp DD	Stream Debris Removal Average	Hertford	Chowan	Stream Debris Removal	\$0	\$190,000	\$190,000		\$237,000
	Horse Swamp segment 1	Hertford	Chowan	Stabilization		\$15,000	\$15,000		
	Horse Swamp Segment 4	Hertford	Chowan	Stabilization		\$20,000	\$20,000		
	Flat Swamp Main	Hertford	Chowan	Stabilization		\$12,000	\$12,000		
Hyde SWCD	Stream Debris Removal Average	Hyde	Tar Pamlico/	Stream Debris Removal	\$0	\$91,490	\$91,490		\$202,490
	Swamp Road Ditch	Hyde	Tar Pamlico	Other		\$31,000	\$31,000	\$31,000	
	Swan Quarter Dike	Hyde	Tar Pamlico	PL-566		\$80,000	\$80,000		
Iredell SWCD	Stream Debris Removal Average	Iredell	Yadkin Pee D	Stream Debris Removal	\$75,000	\$75,000	\$0		\$275,000
	Third Creek 7A	Iredell	Yadkin Pee D	PL-566		\$100,000	\$100,000		

Applicant	Site	County	River Basin	Project Type	Additional DSWC Award Amount (Sept)	Total Award-Updated	Total Initial Award	DEQ Award	Grantee Total
	Third Creek 19	Iredell	Yadkin Pee D	PL-566		\$100,000	\$100,000		
Johnston SWCD	Moccasin Creek	Johnston	Neuse	Stabilization		\$300,000	\$300,000		\$300,000
Jones County	Stream Debris Removal Average	Jones	Neuse/White	Stream Debris Removal	\$75,000	\$75,000	\$0		\$75,000
Lenoir SWCD	Stream Debris Removal Average	Lenoir	Neuse	Stream Debris Removal	\$76,531	\$76,531	\$0		\$156,531
	Mill Run	Lenoir	Neuse	Stabilization		\$80,000	\$80,000		
Lenoir, Craven, Jones Drainage District #1	Mosely Creek Segment 1	Lenoir/Cra	Neuse	Stabilization		\$300,000	\$300,000		\$300,000
Macon SWCD	Cartoogechaye Creek	Macon	Little Tennes	Restoration		\$120,000	\$120,000		\$120,000
Martin SWCD	Stream Debris Removal Average	Martin	Roanoke/Tar	Stream Debris Removal	\$38,850	\$223,850	\$185,000	\$185,000	\$223,850
McDowell County Soil and Water District	Stream Debris Removal Average	McDowell	Catawba/Bro	Stream Debris Removal	\$21,214	\$122,235	\$101,020		\$122,235
Mills River Partnership	Main stem of Mills	Henderson	French Broad	Stabilization		\$120,000	\$120,000		\$190,000
	North Mills River	Henderson	French Broad	Stabilization		\$30,000	\$30,000		
	South Mills River	Henderson	French Broad	Stabilization		\$40,000	\$40,000		
Mitchell SWCD	Stream Debris Removal Average	Mitchell	French Broad	Stream Debris Removal	\$0	\$346,000	\$346,000	\$346,000	\$500,000
	Cane Creek	Mitchell	French Broad	Stabilization	\$52,286	\$154,000	\$101,714		
Nash SWCD	Stream Debris Removal Average	Nash	Tar Pamlico/I	Stream Debris Removal	\$19,929	\$114,827	\$94,898		\$114,827
New Hanover County	Stream Debris Removal Average	New Hanov	Cape Fear/W	Stream Debris Removal	\$85,150	\$85,150	\$0	\$85,150	\$85,150
New River SWCD	Stream Debris Removal Average	Ashe	New	Stream Debris Removal	\$75,000	\$75,000	\$0		\$75,000
Onslow County SWCD	Stream Debris Removal Average	Onslow	White Oak/C	Stream Debris Removal	\$28,286	\$162,980	\$134,694		\$162,980
Orange Soil and Water Conservation District	Stream Debris Removal Average	Orange	Cape Fear/N	Stream Debris Removal	\$0	\$59,296	\$59,296		\$59,296

Applicant	Site	County	River Basin	Project Type	Additional DSWC Award Amount (Sept)	Total Award-Updated	Total Initial Award	DEQ Award	Grantee Total
Pamlico SWCD	Stream Debris Removal Average	Pamlico	Neuse/Tar Pa	Stream Debris Removal	\$38,571	\$222,244	\$183,673	\$148,810	\$222,244
Pasquotank SWCD	Stream Debris Removal Average	Pasquotan	Pasquotank	Stream Debris Removal	\$0	\$112,780	\$112,780		\$112,780
Pender Soil & Water Cons District	Stream Debris Removal Average	Pender	Cape Fear/W	Stream Debris Removal	\$0	\$334,625	\$334,625	\$334,625	\$334,625
Perquimans Soil & Water Conservation District	Stream Debris Removal Average	Perquiman	Pasquotank	Stream Debris Removal	\$45,000	\$259,286	\$214,286		\$259,286
Person Soil and Water Conservation District	Stream Debris Removal Average	Person	Roanoke/Neu	Stream Debris Removal	\$75,000	\$75,000	\$0		\$75,000
Piedmont Conservation Council	Stream Debris Removal Average	Alamance	Cape Fear	Stream Debris Removal	\$0	\$101,020	\$101,020		\$500,000
	Charlestowne Apartments Stream Stabilization: Unnamed Tributary to Little Lick Creek	Durham	Neuse	Restoration		\$250,000	\$250,000		
	Eagle/Honeycutt Stream Restoration, Ellerbe Creek, Neuse River Basin	Durham	Neuse	Restoration		\$148,980	\$148,980		
Pilot View RC&D, Inc.	Stream Debris Removal Average	Forsyth	Yadkin Pee D	Stream Debris Removal	\$14,500	\$127,765	\$113,265		\$127,765
Pitt County Drainage District #3	Swift Creek Segment 1	Pitt	Neuse	Restoration	\$180,326	\$500,000	\$319,674		\$500,000
Pitt County Government	Stream Debris Removal Average	Pitt	Neuse/Tar Pa	Stream Debris Removal	\$45,000	\$259,286	\$214,286		\$259,286
Polk County	Stream Debris Removal Average	Polk	Broad	Stream Debris Removal	\$85,714	\$85,714	\$0		\$85,714
Pollock Swamp Drainage District	Stream Debris Removal Average	Chowan	Pasquotank	Stream Debris Removal	\$22,449	\$200,000	\$177,551		\$200,000

Applicant	Site	County	River Basin	Project Type	Additional DSWC Award Amount (Sept)	Total Award-Updated	Total Initial Award	DEQ Award	Grantee Total
Randolph County Soil and Water	Stream Debris Removal Average	Randolph	Yadkin Pee D	Stream Debris Removal	\$75,000	\$75,000	\$0		\$75,000
Robeson County	Stream Debris Removal Average	Robeson	Lumber	Stream Debris Removal	\$26,357	\$151,867	\$125,510		\$151,867
Robeson County Church and Community Center	Stream Debris Removal Average	Robeson	Lumber	Stream Debris Removal	\$33,429	\$192,613	\$159,184	\$140,816	\$192,613
Robeson County Drainage District 1	Stream Debris Removal Average	Robeson	Lumber	Stream Debris Removal	\$29,571	\$170,387	\$140,816	\$0	\$170,387
Robeson County Drainage District 2	Stream Debris Removal Average	Robeson	Lumber	Stream Debris Removal	\$75,000	\$75,000	\$0		\$75,000
Robeson SWCD	Stream Debris Removal Average	Robeson	Lumber	Stream Debris Removal	\$27,000	\$155,571	\$128,571		\$155,571
Rockingham SWCD	Stream Debris Removal Average	Rockingham	Roanoke/Cap	Stream Debris Removal	\$21,214	\$122,235	\$101,020		\$122,235
	Dan River	Rockingham	Roanoke	Stabilization		\$0	\$0		
Scotland SWCD	Stream Debris Removal Average	Scotland	Lumber	Stream Debris Removal	\$0	\$66,000	\$66,000		\$109,000
	Hasty beside the church Water Creek	Scotland	Lumber	Sediment Removal		\$35,000	\$35,000	\$35,000	
	Azalea Behind Church Water Creek	Scotland	Lumber	Sediment Removal		\$8,000	\$8,000	\$8,000	
Stokes SWCD	Stream Debris Removal Average	Stokes	Roanoke/Yad	Stream Debris Removal	\$23,143	\$133,347	\$110,204		\$524,718
	Danbury Creek/Goff Creek	Stokes	Yadkin Pee D	Stabilization		\$99,156	\$99,156		
	Little Yadkin 25	Stokes	Yadkin Pee D	PL-566		\$292,215	\$292,215		
Surry SWCD	Bull Run Creek	Surry	Yadkin Pee D	Stabilization		\$40,000	\$40,000		\$40,000
Town of Bear Grass	Stream Debris Removal Average	Martin	Tar Pamlico	Stream Debris Removal	\$0	\$375,000	\$375,000	\$375,000	\$375,000
Town of Beulaville, N.C.	Stream Debris Removal Average	Duplin	Cape Fear	Stream Debris Removal	\$0	\$33,000	\$33,000	\$33,000	\$33,000
Town of Black Mountain	Flat Creek	Buncombe	French Broad	Restoration		\$317,054	\$317,054		\$317,054

Applicant	Site	County	River Basin	Project Type	Additional DSWC Award Amount (Sept)	Total Award-Updated	Total Initial Award	DEQ Award	Grantee Total
Town of Edenton	Filberts Creek	Chowan	Pasquotank	Sediment Removal		\$35,000	\$35,000		\$35,000
Town of Fairmont	Pittman Mill Branch	Columbus	Lumber	Sediment Removal		\$150,000	\$150,000		\$150,000
Town of Hamilton	Stream Debris Removal Average	Martin	Roanoke	Stream Debris Removal	\$37,286	\$214,837	\$177,551		\$214,837
Town of Jamesville	Stream Debris Removal Average	Martin	Roanoke	Stream Debris Removal	\$28,929	\$166,684	\$137,755		\$166,684
Town of Landis	Lake Landis Dam/Grants Creek	Rowan	Yadkin Pee D	Stabilization		\$300,000	\$300,000		\$300,000
Town of Leland	Stream Debris Removal Average	Brunswick	Cape Fear	Stream Debris Removal	\$344,000	\$344,000	\$0	\$344,000	\$344,000
Town of Magnolia	Stream Debris Removal Average	Duplin	Cape Fear	Stream Debris Removal	\$10,000	\$10,000	\$0	\$10,000	\$10,000
Town of Morrisville	Morrisville Tributary (Sawmill Creek)	Wake	Neuse	Restoration		\$0	\$0		\$0
Town of Mount Gilead	Stream Debris Removal Average	Montgome	Yadkin Pee D	Stream Debris Removal	\$0	\$85,000	\$85,000		\$85,000
Town of Oak City	Stream Debris Removal Average	Martin	Roanoke	Stream Debris Removal	\$43,714	\$251,878	\$208,163		\$251,878
Town of Parmele	Stream Debris Removal Average	Martin	Tar Pamlico	Stream Debris Removal	\$0	\$245,000	\$245,000	\$245,000	\$245,000
Town of Pembroke	Stream Debris Removal Average	Robeson	Lumber	Stream Debris Removal	\$33,429	\$192,613	\$159,184	\$159,184	\$192,613
Town of Robersonville	Stream Debris Removal Average	Martin	Tar Pamlico	Stream Debris Removal	\$0	\$255,000	\$255,000	\$255,000	\$255,000
Town of Rose Hill	Elm Street Repair	Duplin	Cape Fear	Other		\$18,000	\$18,000		\$18,000
Town of Rowland	Stream Debris Removal Average	Robeson	Lumber	Stream Debris Removal	\$0	\$500,000	\$500,000	\$500,000	\$500,000

Applicant	Site	County	River Basin	Project Type	Additional DSWC Award Amount (Sept)	Total Award-Updated	Total Initial Award	DEQ Award	Grantee Total
Town of Siler City	Loves Creek Tributary 2 - Section 1	Chatham	Cape Fear	Restoration		\$393,600	\$393,600		\$500,000
	Loves Creek Tributary 2 - Section 4	Chatham	Cape Fear	Restoration		\$106,400	\$106,400		
Town of Vandemere	Stream Debris Removal Average	Pamlico	Neuse	Stream Debris Removal	\$75,000	\$75,000	\$0		\$460,776
	Ditch ID 9	Pamlico	Neuse	Sediment Removal		\$123,495	\$123,495	\$123,495	
	Ditch IDs 14-32	Pamlico	Neuse	Sediment Removal		\$171,041	\$171,041	\$171,041	
	Ditch ID 11	Pamlico	Neuse	Sediment Removal		\$91,240	\$91,240	\$91,240	
Town of Wallace	Stream Debris Removal Average	Duplin	Cape Fear	Stream Debris Removal	\$0	\$0	\$0		\$115,000
	Nickelson Branch	Duplin	Cape Fear	Other		\$115,000	\$115,000	\$115,000	
Town of Waxhaw	Stream Debris Removal Average	Union	Catawba	Stream Debris Removal	\$85,714	\$85,714	\$0		\$85,714
Town of Williamston	Stream Debris Removal Average	Martin	Roanoke	Stream Debris Removal	\$9,031	\$232,500	\$223,469		\$232,500
Union County Soil & Water Conservation District	Stream Debris Removal Average	Union	Catawba/Yad	Stream Debris Removal	\$35,357	\$203,724	\$168,367		\$203,724
Village of Marvin	Marvin Branch	Union	Catawba	Stabilization		\$300,000	\$300,000		\$300,000
Washington County	Stream Debris Removal Average	Washington	Pasquotank/	Stream Debris Removal	\$45,000	\$259,286	\$214,286		\$259,286
Watauga SWCD	Boone Creek	Watauga	New	Restoration		\$200,000	\$200,000		\$200,000
Wayne Drainage District #1	Bear Creek 11, 3, 6, or 13	Wayne	Neuse	PL-566		\$1,000,000	\$1,000,000		\$1,000,000
Wayne Soil and Water Conservation District	Stream Debris Removal Average	Wayne	Neuse/Cape	Stream Debris Removal	\$31,910	\$183,860	\$151,950	\$151,950	\$183,860

Applicant	Site	County	River Basin	Project Type	Additional DSWC Award Amount (Sept)	Total Award-Updated	Total Initial Award	DEQ Award	Grantee Total
Wildlife & Outdoor	Stoney Creek	Nash	Tar Pamlico	Stabilization		\$300,000	\$300,000		\$300,000
Wilkes SWCD	Hunting Creek Tributary	Wilkes	Yadkin Pee D	Other		\$75,000	\$75,000		\$300,000
	Lousy Creek	Wilkes	Yadkin Pee D	Other		\$150,000	\$150,000		
	Big Bugaboo Creek	Wilkes	Yadkin Pee D	Other		\$75,000	\$75,000		
Wilson County Government	Stream Debris Removal Average	Wilson	Neuse	Stream Debris Removal	\$0	\$222,250	\$222,250		\$222,250
Yancey SWCD	Stream Debris Removal Average	Yancey	French Broad	Stream Debris Removal	\$40,879	\$235,542	\$194,663		\$235,542